



2018 OTA CASC-OR Supplementary Regulations Saturday July 14 and 15 at CTMP's Grand Prix Track

Sanctioned by CASC-OR. Registration information at www.casc.motorsportreg.com Search OTA Time Attack School of the 2018 Mobil1 Ontario Time Attack Championship Presented by Toyo Tires Held Under CASC-OR General Competition Rules, and the 2018 CASC-OR Time Attack Regulations Event Date: July 14/15, 2018 at Canadian Tire Motorsport Park on the GP Track

Supplemental Regulations and Event Notes

Organizing Club: SPDA-online.ca

Organizer: Gary Wood & Stephen Deneka

Chief Instructor: Scott Murfin

Chief Clerk: Robb Dobbie

Chief Registrar: Gary Wood

Chief Scrutineer: Derrick Cormier

Chief Steward: Rob Hall

Timeattack [at] casc [dot] on [dot] ca

racecartech66 [at] gmail [dot] com

Timeattack [at] casc [dot] on [dot] ca

ontariotimeattack [at] gmail [dot] com

thatsderrick [at] yahoo [dot] com

treasurer [at] casc [dot] on [dot] ca

- 1. We strongly suggest that you arrive early to prepare and that you and your car are ready to start on track by 8:30am. Else, you might miss some classroom or track time if you are not prepared.**

See official schedule on page four for event weekend schedule. Session start times are mobile depending on the finish of the previous session. **Driver's meetings are mandatory for all drivers.** Anyone missing those meetings will have to see the organizer at his discretion to receive a special meeting just for them before being allowed on track.

2. Every vehicle owner must bring a filled out ASN Self-Tech Form. Student walk-ins cannot be accepted at the track. Lapping positions may be available for registration at the track. (Contact the registrar in advance.)

http://time-attack.ca/wp-content/uploads/2017/06/2017_vehicle_self_check_form.pdf

3. No drivers are allowed on track unless already registered, scrutineered, have evidence of drivers' meeting attendance and are in their proper run group.

4. Minors should have waivers signed by both parents / all legal guardians before they are allowed on track or in the track area including paddocks and pits. Waivers here:

<http://www.asncanada.com/wp-content/uploads/2016/01/ASN-English-Annual-Parental-Consent-Waiver.pdf>

<http://www.asncanada.com/wp-content/uploads/2016/01/ASN-French-Annual-Parental-Consent-Waiver.pdf>



PLEASE TAKE NOTE OF OTA PASSING RULES!

5. Passing rules for Students and Lapping Group:

Passing is permitted during sessions indicated by the Organizer. The passing car must have received a point-by or turn signal by the car to be passed. Passing is only to be done in designated zones indicated by double cones to start and finish the zone. These places are indicated on the attached map. All passes are to be done on the **INSIDE LINE TO THE NEXT CORNER**. A point-by from the passed car shall consist of the driver's arm extended out the window over the roof of the car, pointing to the **PASSING SIDE**, or with the turn signal (indicating the side the passing car is to proceed on). Cars being passed should let off the gas to allow a safe pass. One signal is required per passing vehicle. Passing may occur between turns 10 and 1 on the RIGHT side, between turn 3 and 4 on the LEFT side and between 5B and the bridge before Turn 8 on the RIGHT side.

6. An instructor or passenger can NOT initiate a pass for the student. Right hand drive vehicles MUST have the letters "RHD" legibly taped on their rear window with characters at least 6" tall.

Any car seen passing without a signal, tailgating while waiting for a signal, passing outside the designated zone, or otherwise driving aggressively will be brought into pit lane for a one-way discussion with an Official, and may not return to the track that session.

If your vehicle does not have adequate mirrors for you to be aware of traffic behind you, you will not be allowed to participate in school or lapping sessions and your entry fee may be refunded at the discretion of the organizer.

Course and Flag Marshals are considered judges of fact throughout the school and event.

7. Passing rules for the Instructor / Advanced Lapping Group:

The passing car must have received a point-by or turn signal by the car to be passed. i.e.:

Turns 10 to 1: Passing is on the RIGHT, passed car stays left, signals right.

Turns 1 to 2: Passing is on the LEFT, passed car stays right, signals left.

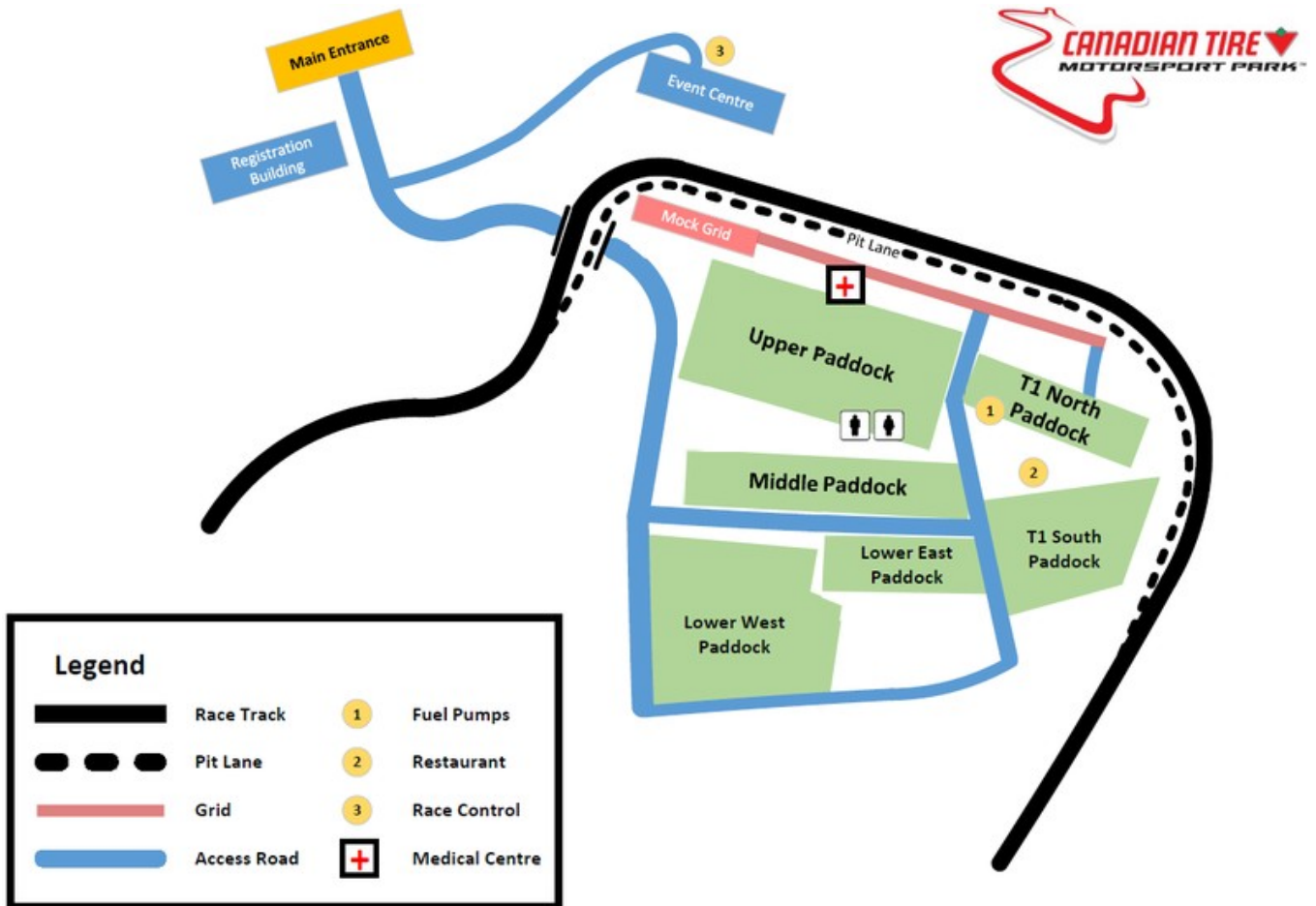
Turns 2 to 3: Passing is on the RIGHT, passed car stays left, signals right.

Turns 3 to 4: Passing is on the LEFT, passed car stays right, signals left.

Turns 5 to 8: Passing is on the RIGHT, passed car stays left, signals right.

8. Only registered instructors may lap with a student during instruction sessions. Lappers approved by the chief instructor may take passengers.
9. Only people who have signed the track waiver and have a wrist band will be allowed in the paddock, pit or track area. All visitors must sign the event waiver and wear a wristband.
10. All drivers and passengers must wear a long sleeved shirt, long pants, and covered shoes (not sandals) when going on the track.
11. New drivers that are not signed off that have cars with no provision for a second seat are only allowed on the track when an instructor is monitoring them. Instructors may monitor from another car on the track, or from the pit area. Notify the Chief Instructor when you register if you do not have a provision for a second seat.

12. Additional supplementary regulations and changes to the planned agenda may be instituted based upon experiences during the weekend. Such additions or amendments to other supplementary regulations will be clearly stated at official drivers' meetings and/or as posted notices.
13. Food: Lunch is not provided: The restaurant at the GP track will be open at 7:30am for breakfast and lunch at the registrant's expense. Some bottled water will be provided. Please drink enough water to keep hydrated.
14. **Parking / Paddock:** Time Attack competitors please use the Upper Paddock or T1 North Paddock. North side of the Upper paddock should be cars only without trailers. Clubs may have booths set up there. Autoslalom is using the T1 South Paddock and Middle Paddock below the washrooms.



OTA SCHOOL / LAPPING DAY SCHEDULE: July 14, 2018

7:00	Arrive at track			all
7:15	Registration / Tech			all
8:00	Mandatory Instructor Meeting			Instructors only
8:30	Mandatory Driver Meeting			all
Time	Instructor group	Lapper group	Student group A	Student Group B
9:00	on track	break	Classroom	Instruction
9:20	break	on track	Classroom	Instruction
9:40	with Students	break	on track	free
10:00	with Students	break	break	on track
10:20	on track	break	Classroom	Instruction
10:40	break	on track	Classroom	Instruction
11:00	with Students	break	on track	break
11:20	with Students	break	break	on track
11:40	on track	break	Instr. Ride along	Instr. Ride along
12:00	Lunch			All Groups Lunch
12:30	Alligator Lapping	everyone welcome - meet in the pits		
12:40	Lunch			
1:00 PM	break	on track	break	break
1:20	with Students	break	on track	break
1:40	with Students	break	break	on track
2:00	on track	break	Classroom	Instruction
2:20	break	on track	Classroom	Instruction
2:40	with Students	break	on track	break
3:00	with Students	break	break	on track
3:20	on track	break		
3:40	break	on track		
4:00	with Students	break	on track	break
4:20	with Students	break	break	on track
4:40	wrapup	on track	wrapup with Instructor	
5:00	Final meeting & awards			

- Notes:
1. Schedule is subject to change which will be announced at the drivers meeting
 2. All drivers must have a 2005 or newer Snell helmet
 3. All drivers must wear a long sleeved shirt, long pants and closed toed shoes while driving
 4. Alligator lapping is at highway speeds and helmets are not required.

July 15, OTA Event #4 Daily Schedule

Standard OTA Competition event schedule	
7:00 AM	Arrive and Car prep
7:30 AM	Registration and Scrutineering open
8:25 AM	Registration and Scrutineering closed
8:30 AM	<u>Mandatory</u> Drivers' meeting
9:00 AM	Morning lapping (3 groups)
Noon	Lunch
12:40 PM	<u>Mandatory</u> Drivers' meeting
1:00 PM	Timed competition runs
4:30 PM	Open lapping (optional)
5:00 PM	Track closed
5:30 PM	Awards presentation.

Mobil 1™

TOYO TIRES

driven to perform



HWY 7
AUTO COLLISION LTD.

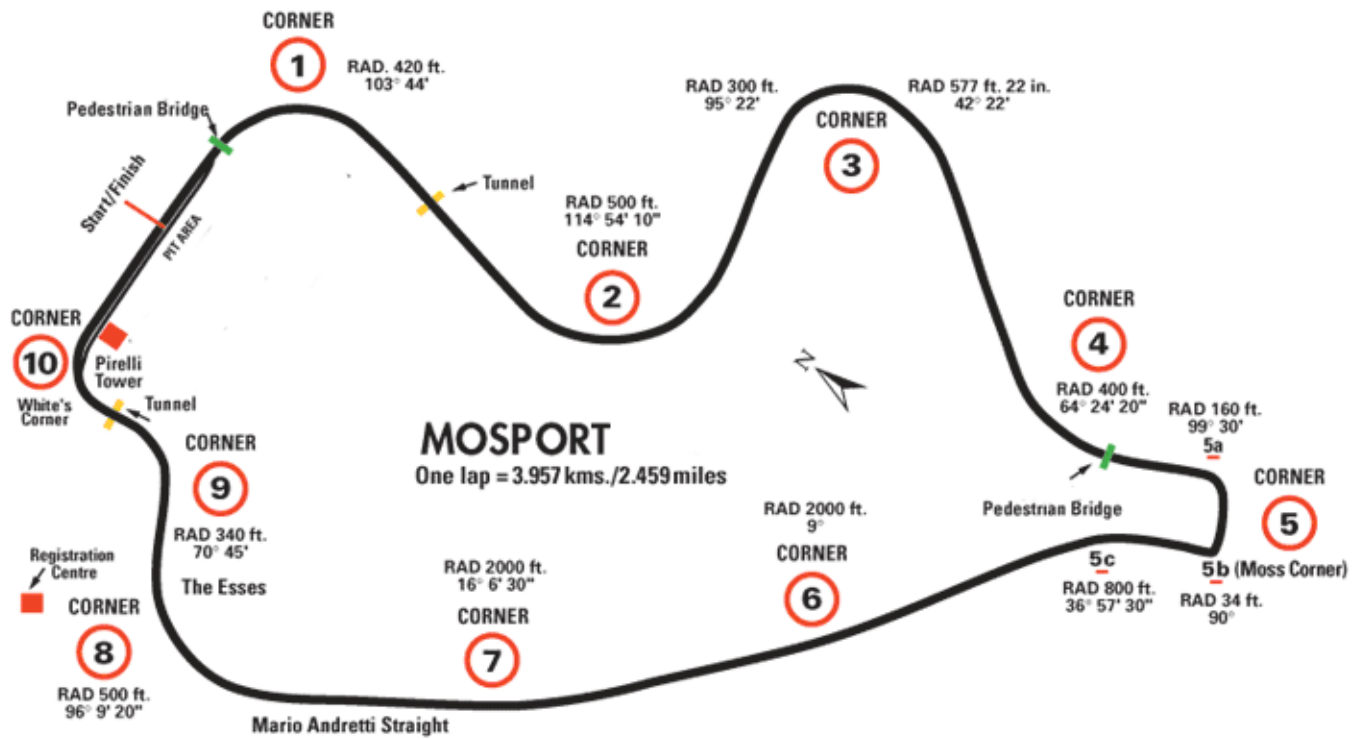


TRI-HOSPITAL SLEEP
LABORATORY WEST



BRAIDAN
MOTORSPORT





Race Flag Definitions



GO! Begin and continue track session.



Slow moving vehicle ahead, use caution



When waved, all vehicles return to pits immediately
May be pointed at one car who must return to pits



Faster car behind you, let them pass.




Current track session terminated, come to a complete stop safely and as quickly as possible at the nearest marshal station.



CAUTION. NO PASSING
Standing Yellow: problems on track well ahead
Waving Yellow: problems are immediately ahead



Debris: foreign materials or wetness on track ahead



Current track session has ended. This indicates it is time for your cooldown lap. Let your engine and brakes take a rest and allow time for temperatures to drop before you enter the pits.